

Section 6

Finished Products



Table of Contents

Trolleys and Workstations	6.3
Trolley TR1	6.3
Trolley TR2	6.3
Trolley TR3	6.3
Reel Trolley TR4	6.4
Workstation WS1	6.4
Workstation WS2	6.5
Workstation WS3	6.5
Workstation WS4	6.5
Workstation WS5	6.6
Workstation WS6	6.6
Workstation WS7	6.6
Workstation WS8	6.7
Workstation WS9	6.7
Workstation WS10	6.7
Other Products	6.8
Vacumm Cups	6.8
Gripper System	6.8
Moulded Bellows	6.8
Thermowelded Bellows	6.8
Roll-Away-Covers	6.8
Way Wipers	6.8
Telescopic Steel Covers	6.8
Modular Belt Conveyors	6.8
Modular Slat Conveyors	6.8
Gravity Conveyors	6.8
FATH Components	6.8

Finished Products Section

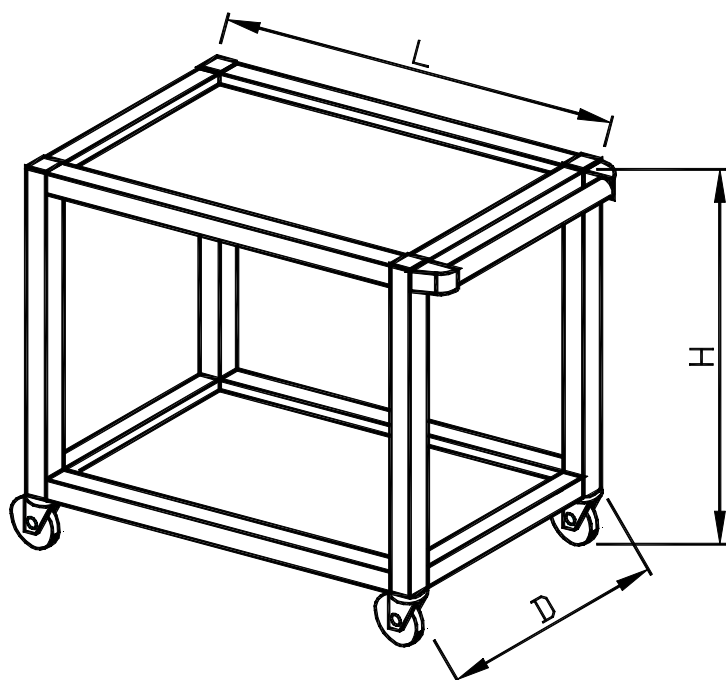
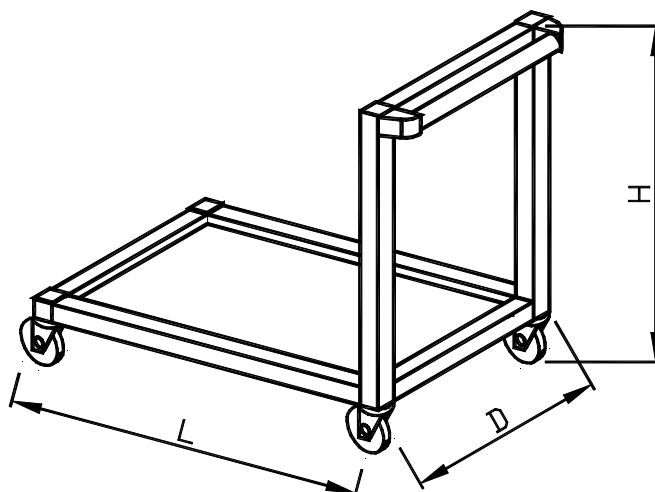


Trolleys and Workstations

Made to Order

Trolley TR1

L = 900
D = 640
H = 950

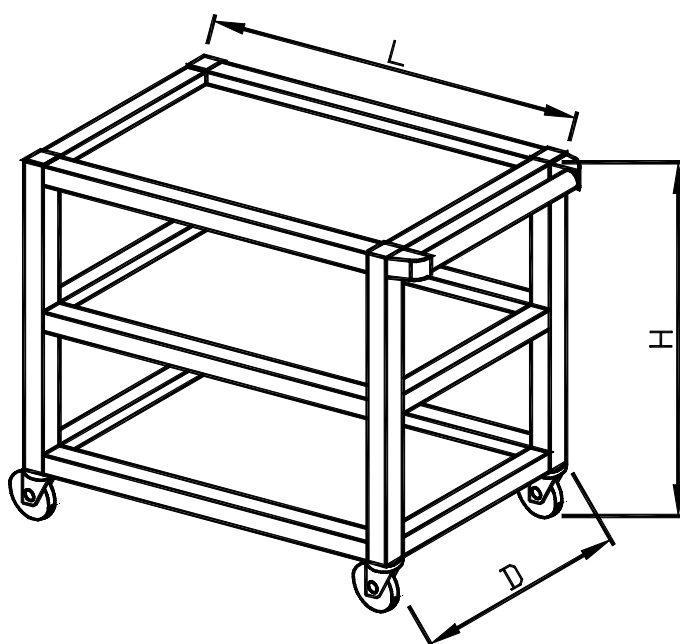


Trolley TR2

L = 900
D = 640
H = 950

Trolley TR3

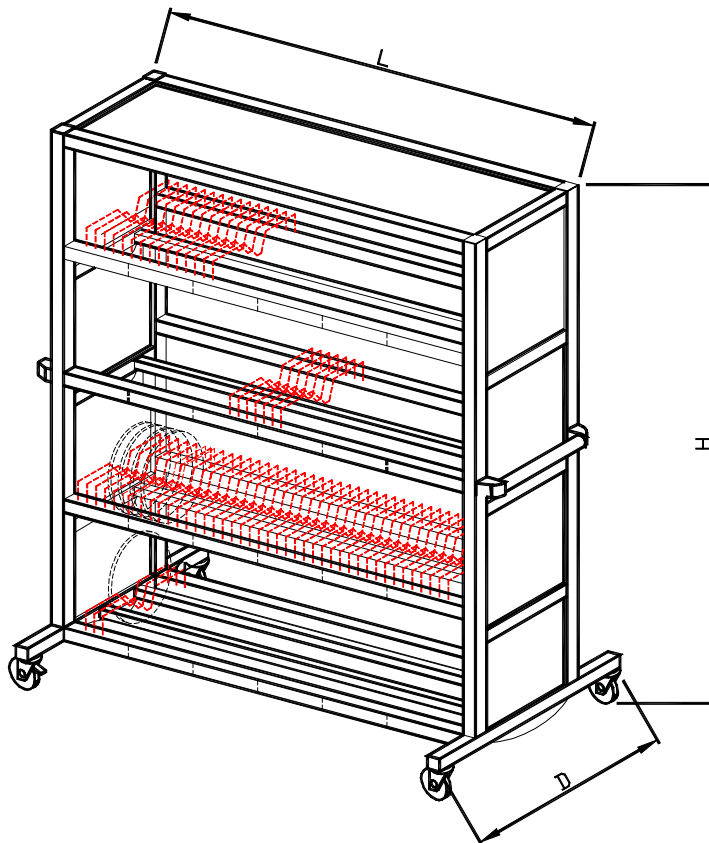
L = 900
D = 640
H = 950





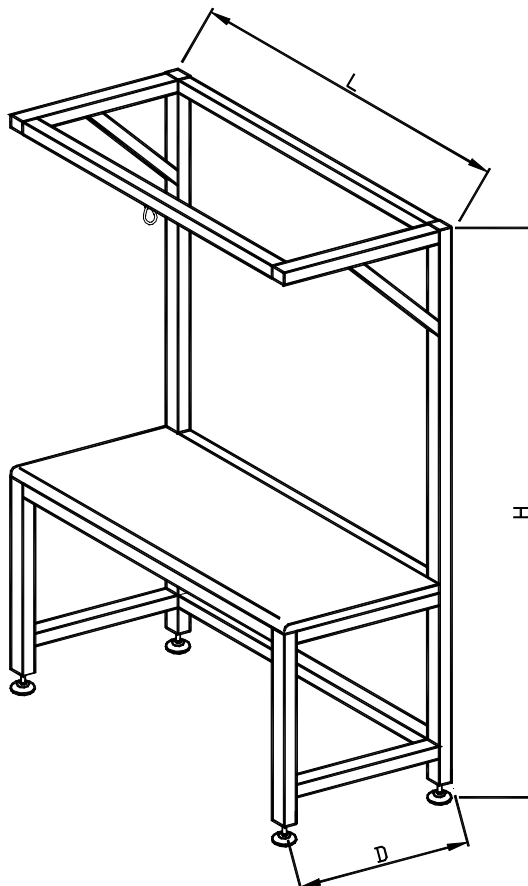
Reel Trolley TR4

L = 1550
D = 730
H = 2000



Workstation WS1

L = 1600 (1200, 2000)
D = 800
H = 2100





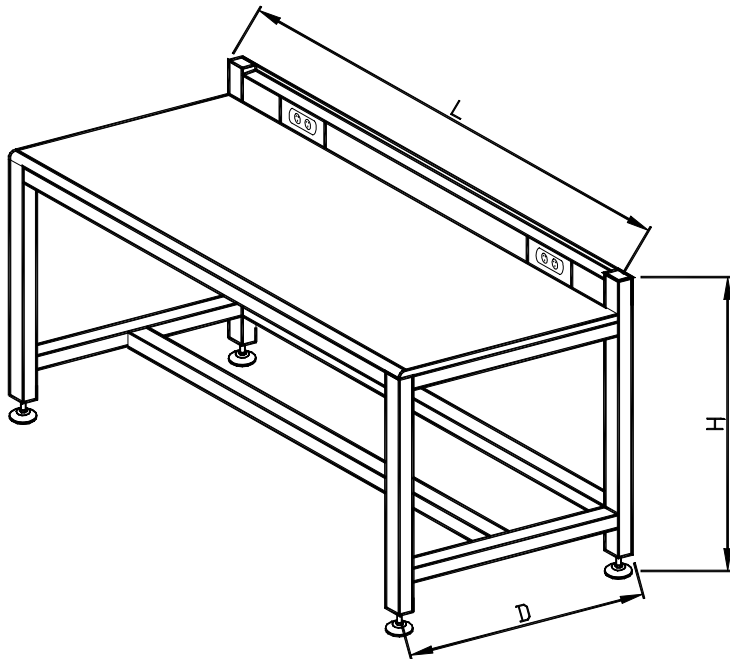
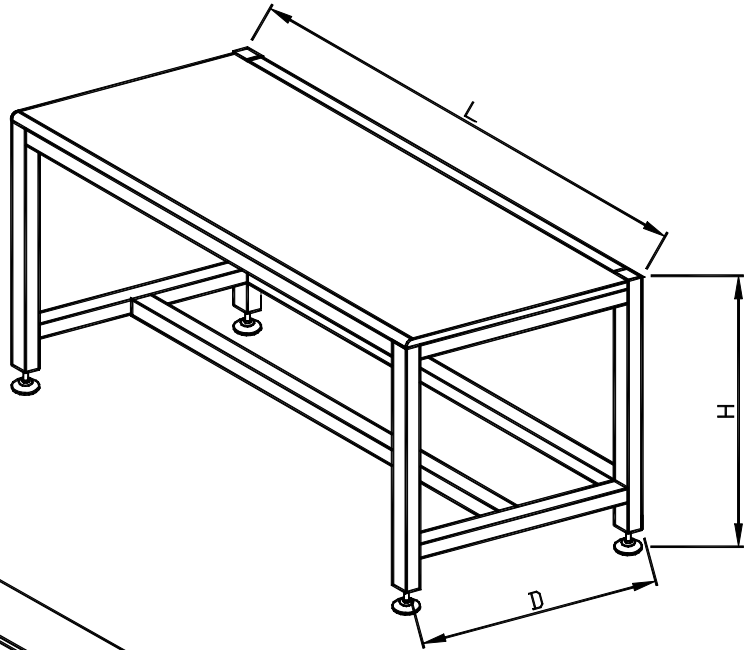
Finished Products

Workstation WS2

L = 1600 (1200, 2000)

D = 800

H = 900



Workstation WS3

L = 1600 (1200, 2000)

D = 800

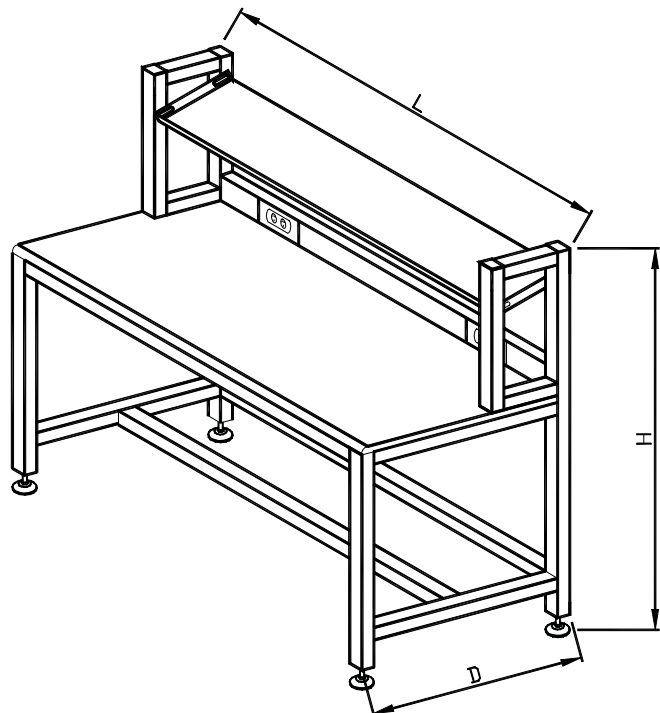
H = 1000

Workstation WS4

L = 1600 (1200, 2000)

D = 800

H = 1400





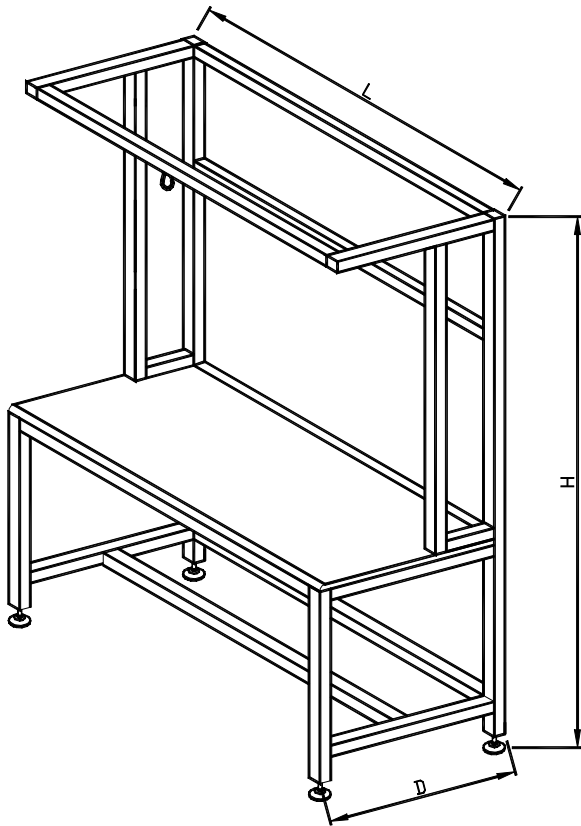
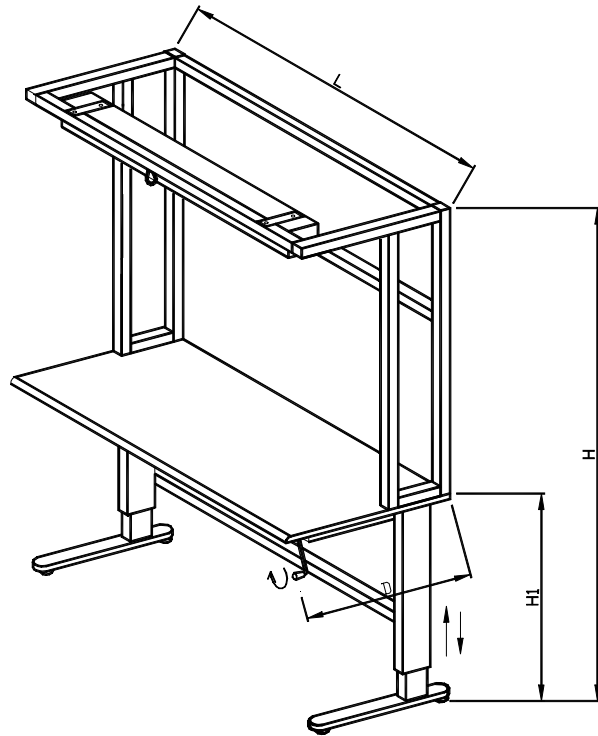
Workstation WS5

L = 1600 (1200)

D = 800

H = 2100

H1 = 800-1050

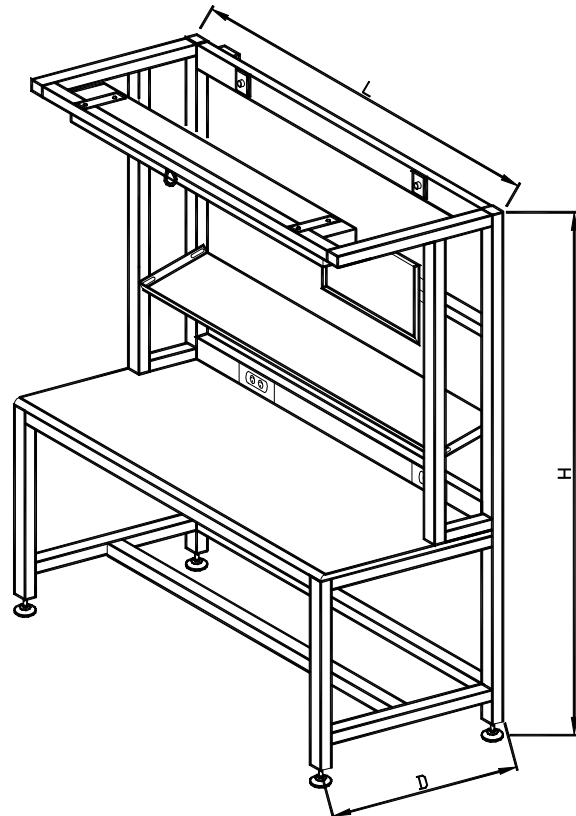


Workstation WS6

L = 1600 (1200, 2000)

D = 800

H = 2100



Workstation WS7

L = 1600 (1200, 2000)

D = 800

H = 2100



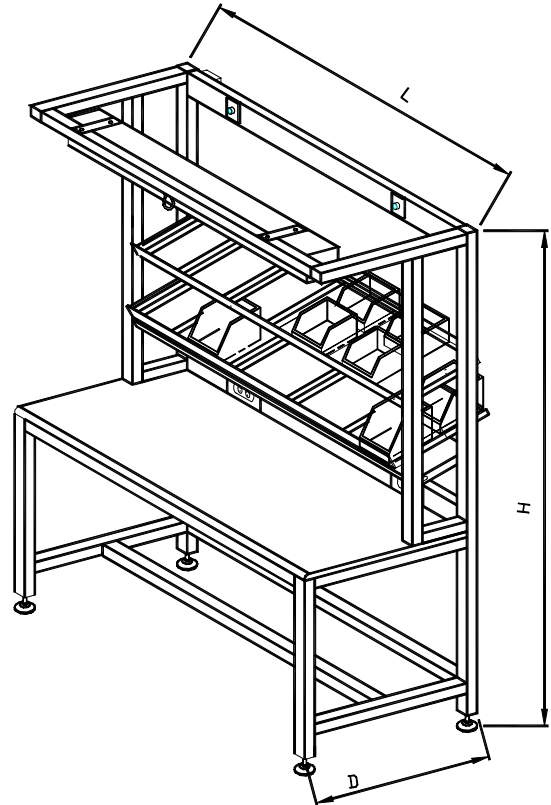
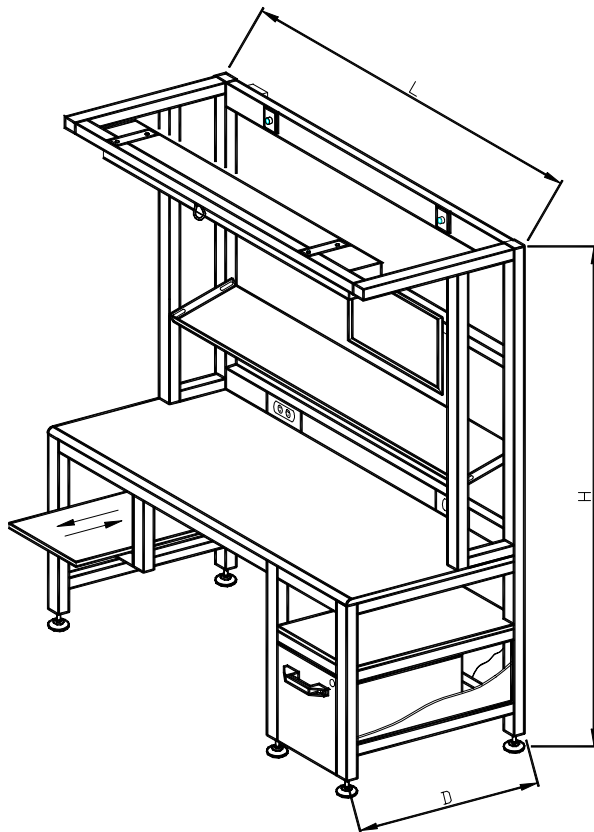
Finished Products

Workstation WS8

L = 1600 (1200, 2000)

D = 800

H = 2100

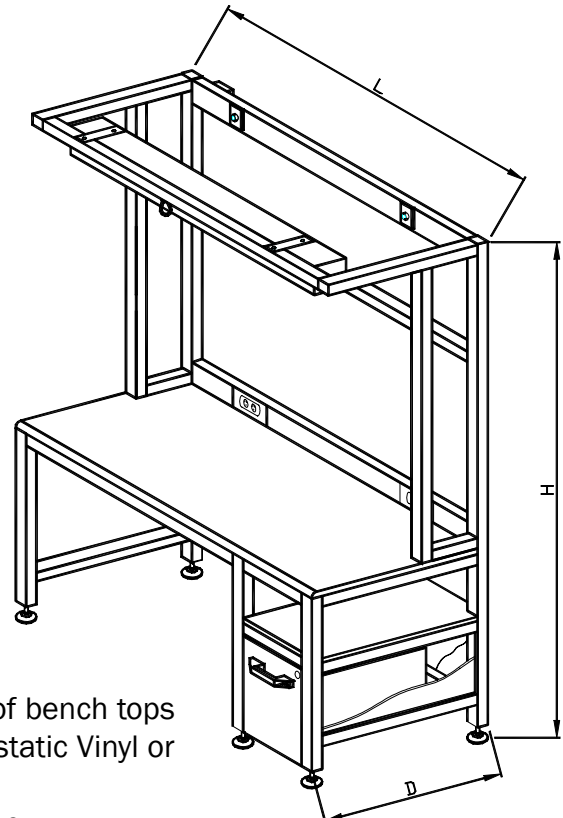


Workstation WS9

L = 1600 (2000)

D = 800

H = 2100



Workstation WS10

L = 1600 (1200, 2000)

D = 800

H = 2100

General Comments

All benches can be made to order with a variety of bench tops (Vinyl, Laminex, Solid Wood, Stainless Steel, Antistatic Vinyl or Laminex).

We are happy to discuss your requirements with you.



Other Products

Vacuum Cups

Gripper System

Moulded Bellows

Thermowelded Bellows

Roll-Away-Covers

Way Wipers

Telescopic Steel Covers

Modular Belt Conveyors

Modular Slat Conveyors

Gravity Conveyors

FATH - Components
- Accessories for Aluminium Profile